



SSL Distributors Ltd est. 1981

"Products of Distinction"

Hydrazzo Hatteras Grey

HYDRAZZO CATALOGUE

Contents

About 1

Colour Range

French Riviera2
Black Maui3
Hatteras Grey4
Catalina Blue5
Gulfstream Blue6
Grecian White7
Bimini Teal.....8
Mediterranean Blue9
Pacific Blue10

Indented Colours

Jamaican Mist 11
Sahara Sand 12

Application Guide 13

Warranty 14

Gallery15-17

Thank You

We appreciate the images supplied throughout this book by our clients listed in alphabetical order below

- ▶ Alfresco Pools
 - ▶ Cube By Cube Construct
 - ▶ Executive Pools
 - ▶ Innovative Pools
 - ▶ Mobius Pools
- ▶ Auckland In-ground Pools
 - ▶ Distinction Pools
 - ▶ Frontier Pools
 - ▶ Tranquility Pools
 - ▶ Morgan Pools

Want to view more?

Head over to our website www.SSLD.co.nz and go to our Hydrazzo Gallery, where you will see a vast selection of finished pools by the above clients and more.

Luxurious Marble Pool Finish

Hydrazzo is made in USA and has been imported into New Zealand since 1996. It combines naturally beautiful coarse graded crystalline and coloured marble, along with white Portland cement and a variety of other performance-enhancing ingredients to create the ultimate in pool plaster surfaces.

As a result of polishing the final application step this silky smooth, luxurious surface provides unmatched durability and resistance to etching, tropical stains, permanent scale and algae adhesion.

Time-proven natural ingredients: Hydrazzo is the smoothest, richest and most luxurious surface available, formulated from the earth's finest raw materials. Combining naturally beautiful coarse graded crystalline and coloured marble, along with white Portland cement and a host of other performance-enhancing ingredients to create **the ultimate pool coating**

Tough and made to last: The secret to Hydrazzo's finish is the final step; polishing the surface to a brilliant luster, and thereby locking in the marbles natural colour, beauty and extraordinary strength. The colour is breathtaking, achieving a soothing colour-intensifying effect. **Tough but with the smoothest sensation** in exposed aggregate pool finishes, friend to fingers, toes and swimsuits.

Available in **11x colours**, Hydrazzo will bring elegance to your residential or commercial swimming pool project.

- | | |
|-------------------|----------------------|
| ▶ French Riviera | ▶ Mediterranean Blue |
| ▶ Hatteras Grey | ▶ Catalina Blue |
| ▶ Gulfstream Blue | ▶ Grecian White |
| ▶ Bimini Teal | ▶ Black Maui |
| ▶ Pacific Blue | ▶ Jamaican Mist |
| ▶ Sahara Sand | |

Exclusively supplied by **SSL Distributors** within New Zealand

98 Hillside Road, Wairau Valley, Auckland

09 415 4588 www.SSLD.co.nz

French Riviera



Maui Black



Hatteras Grey




Catalina Blue



Gulfstream Blue



Grecian White



Bimini Teal



Mediterranean Blue



Pacific Blue



Jamaican Mist

Indent Only



Sahara Sand

Indent Only



Application Guide

Pool Shell Preparation

The interior cementitious finish of a pool is the only cosmetic part of a pool that is handcrafted in an uncontrolled environment. For this reason it is absolutely imperative that supervision of the shell and shell preparation prior to plastering be carefully monitored and any questionable areas corrected. This includes:

New Construction

- Step 1** High or low spots in the shell need to be ground down or filled to help the applicators apply a consistent 9.5mm (approximate minimum) finish thickness. Hydration problems can occur if the finish is applied too thick or too thin.
- Step 2** Weepers, return and suction line penetrations must be sealed with hydraulic cement at least seven days prior to cleaning and acid washing the pool shell. Possible voids may create leaks and gray streaks.
- Step 3** After a minimum 28 day cure, the pool shell should be de-watered, cleaned, and acid washed. Extremely wet areas in the shell will cure differently and create shaded areas. Example: A wet bowl can cause a halo around the main drain.
- Step 4** The equipment and electric hook up must be in place before the final finish is applied. Proper fire-up, immediately following the pool fill helps correct any environmental problems the applicators may experience during the finish application.
- Step 5** "Where uncontrollable ground water or rainy season is prevalent" a dead line must be installed.
- Step 6** Acid wash, neutralize, and rinse entire pool surface to remove efflorescence, and debris.

Note: The use of a scratch coat is recommended to promote a good bond and even curing when the shell has porosity problems. This includes renovation as well as new construction.

Hydrazzo Pool Plaster Warranty

SSL Group warrants its plaster products Aquavations Hydrazzo and Riversands Quartzon against failure for (5) five years from the date of installation pursuant to terms below.

It is acknowledged and understood that:

- Some loss of aggregate is to be expected, especially in a new installation, and is not a defect.
- SSL Group pool finishes are applied and finished completely by hand, resulting in variations in colour, shade, tone, texture and overall appearance of the pool finish, These variations are a featured characteristic of the 'natural look' of exposed aggregate finishes, and in no way constitute a defect.
- Pool colour is influenced by many factors: size, shape, depth, lighting conditions, local surroundings, application technique, and small colour differences between batches all affect colour perception. Colour may also be affected by failure to maintain proper pool chemistry. Therefore coloured plasters or pigmented finishes are not guaranteed with regard to colour.
- SSL Group pool finishes are designed to be continually submerged under water. Do not apply in locations where this condition will not be met.
- Pool chemistry should be checked on a regular basis.

Items specifically not covered by this warranty include:

1. Damage due to faulty workmanship or physical abuse to the pool.
2. Pools that have been damaged through lack of proper chemical maintenance and balancing, chlorine applications, or other chemical abuses.
3. De-lamination, surface check cracking, cracks caused by structural defect or damage, or draining of the pool.
4. Naturally occurring colour variation, mottling and hydration.
5. Damage caused either directly or indirectly by forces of nature, including any natural disaster such as hurricane, earthquake, tornado, flood, lightning, hail or fire.
6. Damage due to act or acts of negligence, misuse, abuse and vandalism.
7. Subsequent costs, including but not limited to water and chemical replacement, and loss of use of the pool.
8. Misuse of the product and/or improper installation, or use in applications for which it was not intended.
9. The custom mixing of colours is the sole responsibility of applicator/client.

Any further queries please contact us below:


SSL Distributors within New Zealand

98 Hillside Road, Wairau Valley, Auckland


09 415 4588 www.SSLD.co.nz



Hydrazzo Grecian White



Hydrazzo Black Maui



Hydrazzo French Riviera



Hydrazzo Bimini Teal

Contact Us

(09) 415 4588
info@ssld.co.nz

10/20

Showroom & Warehouse

98 Hillside Road, Wairau Valley
Auckland, New Zealand
www.ssld.co.nz

Follow Us

[@ssld_distributors](#)

